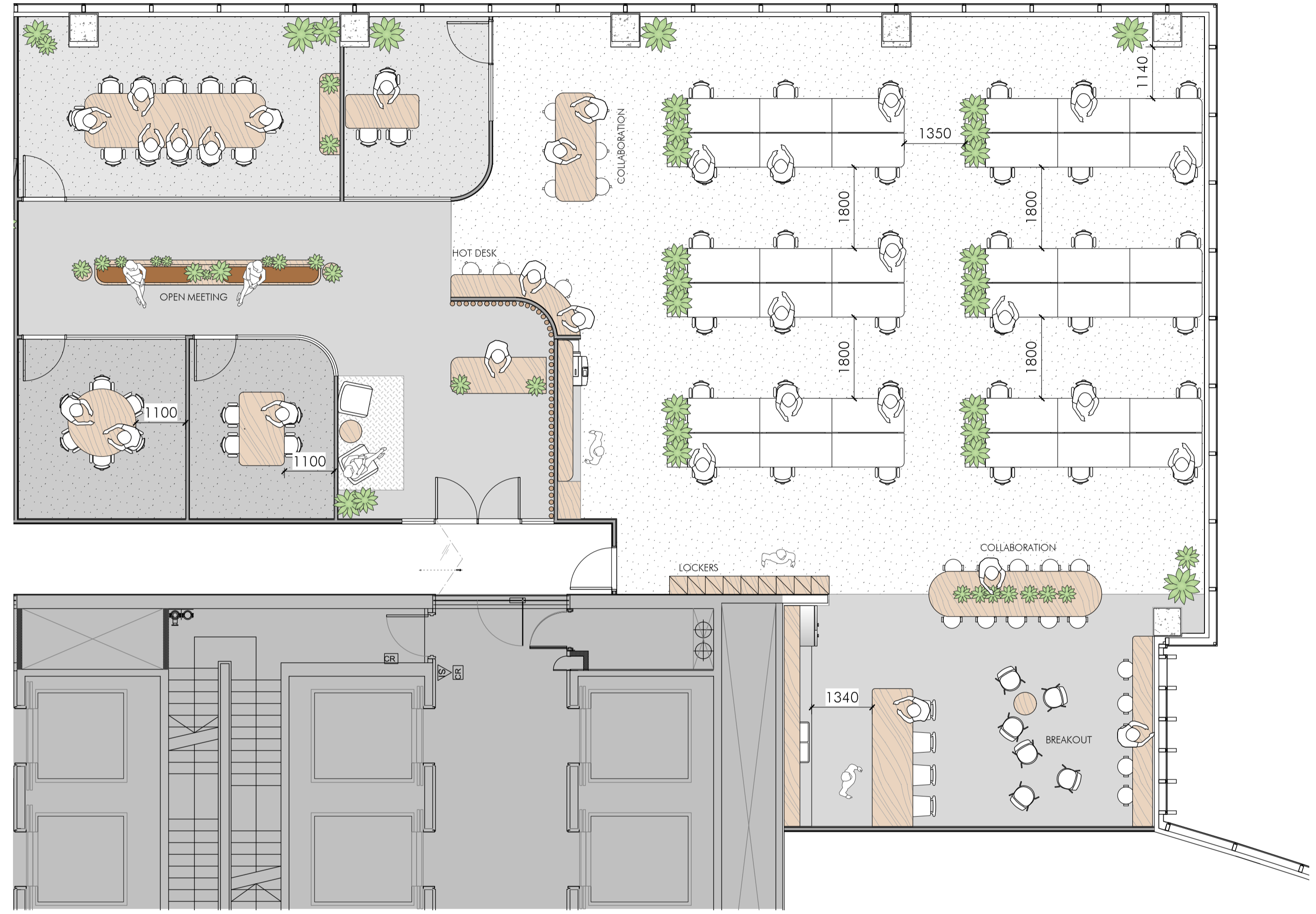


Building Act 1993 Building Regulations 2018
 This Document forms part of Building Permit:
 2845548580736 16/04/2021
 Nicolas Building Surveyors
 CBS-U 62181

NOT IN SCOPE

Copyright CREO Design Group
 This drawing is protected by copyright. All rights are reserved. Unless permitted under the Copyright Act 1968, no part of this drawing may in any form or by any means be reproduced, published, broadcast or transmitted without the prior written permission of the copyright owner.
Please note
 If the Status of this drawing is not signed off For Construction it may be subject to change, alteration or amendment at the discretion of CREO Design Group. If so, CREO Design Group is not liable for any loss, damage, harm or injury whether special, consequential, direct or indirect, suffered by you or any other person as a result of your use of this drawing for construction purposes.
 Figured dimensions take preference to scale readings. Verify all dimensions on site.
 Report any discrepancies to the Designer for decision before proceeding with the work.

CLIENT APPROVAL: _____ DATE: _____

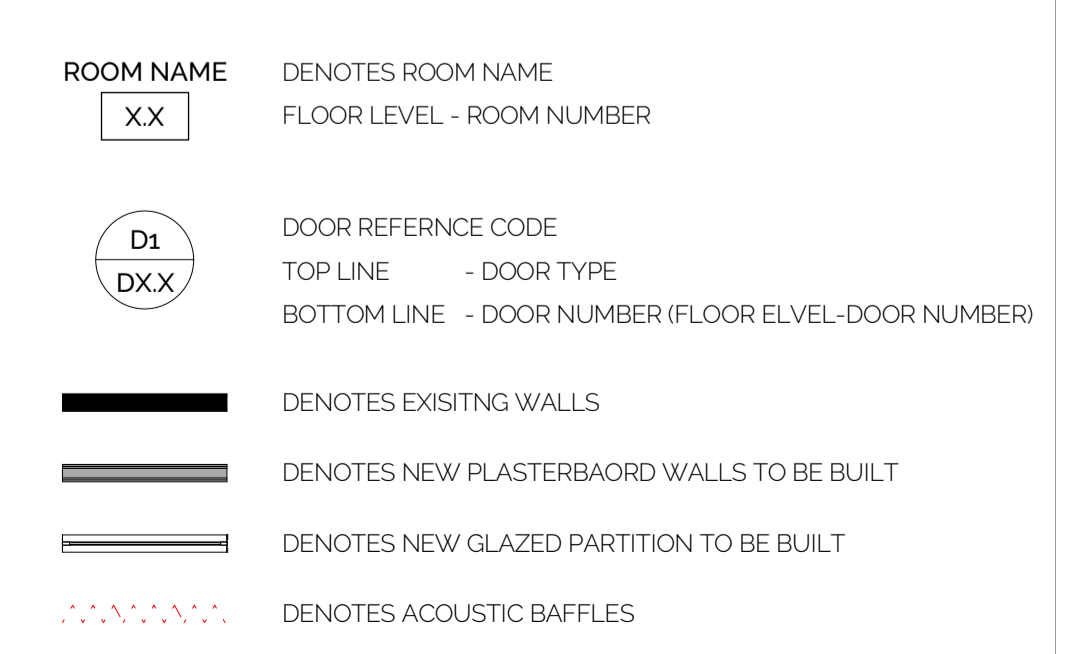


1 GENERAL ARRANGEMENT
 Scale: 1:75

PARTITIONS NOTES

1. THESE DOCUMENTS ARE COMPOSITE DRAWINGS TAKING FROM EXISTING CONDITIONS DRAWINGS, AS BUILT DOCUMENTS AND SITE MEASUREMENTS.
2. UNLESS OTHERWISE DIMENSIONS, WALLS ARE DIMENSIONED TO THEIR CENTRE, OR ALIGNED WITH EXISTING WALLS AND/OR COLUMNS.
3. CONTRACTORS MUST VERIFY AND CHECK ALL SITE CONDITIONS INCLUDING CEILING HEIGHTS AND DIMENSIONS BEFORE COMMENCING WORK ON SITE.
4. ALL PLASTERBOARD WALLS AND PARTITIONS PERPENDICULAR TO EXTERNAL GLAZING TO BE ALIGNED WITH MULLIONS UNLESS OTHERWISE DETAILED.
5. ENSURE PARTITIONS ARE ALIGNED SO SLIDING DOORS CLOSE INTO MULLIONS AT THE SAME LOCATION. ALIGN WALLS OVER FIGURED DIMENSIONS.
6. DOORS LOCATED IN PATHS OF TRAVEL TO EXITS ARE REQUIRED TO BE OPERABLE AT ALL TIMES WITHOUT THE USE OF A KEY FROM THE SIDE THAT FACES A PERSON SEEKING EGRESS, BY A SINGLE DOWNWARD ACTION LOCATED ON A SINGLE DEVICE BETWEEN 900mm AND 1200mm FROM THE FLOOR/
7. ALL NIB WALLS TO HINGE SIDE OF DOORS TO BE MIN. 130mm UNLESS OTHERWISE NOTED.
8. ALL NIB WALLS TO LATCH SIDE OF DOORS TO BE MIN. 530mm UNLESS OTHERWISE NOTED.
9. CONTRACTOR TO ALLOW FOR NOGGIN IN PLASTERBOARD WALLS WHERE STRENGTHENING IS REQUIRED FOR BUILT JOINERY, SIGNAGE AND WALL HUNG EQUIPMENT.
10. ALL PATHS OF TRAVEL TO BE MIN. 1050mm CLEAR UNOBSTRUCTED PATHS UNLESS INDICATED OTHERWISE.

PARTITIONS LEGEND



FOR REVIEW

REV	DATE	REVISIONS	BY
1	15/03/21	CONSTRUCTION DRAWINGS	CZ


DRAWING STATUS	REVIEWED BY	SIGN	DATE
PRELIMINARY			
FOR INFORMATION ONLY			
FOR DA APPROVAL			
FOR CONSTRUCTION CERTIFICATE			
FOR TENDER			
FOR CONSTRUCTION			
AS BUILT DOCUMENT			

STRUCTURAL CONSULTANT

BCA CONSULTANT

ELEC / MECH / HYDRAULIC / FIRE CONSULTANT

DESIGNER



CREO Design Group
 Level 35, 2 Southbank Blvd
 Southbank VIC 3006
 P: 1800 676 676
 E: info@creodesigngroup.com.au
 W: creodesigngroup.com.au

PROJECT MANAGER

CLIENT GPT

PROJECT & ADDRESS Level 28, 2 Southbank Boulevard,
 Southbank VIC 3006

TITLE SUITE 2 - GENERAL ARRANGEMENT

JOB No. 23055	STATUS FOR CONSTRUCTION
DRAWN BY CZ	PLOT DATE 15/03/21
CHECKED BY LR	
SCALE AS SHOWN	ISSUE/REVISION 1

DRAWING NO
A202